

Elderbridge Agency on Aging

Annual Report
7/1/2017 - 6/30/2018



Spanning lifestyles and services in 29 counties

**Audubon – Buena Vista – Calhoun – Carroll – Clay – Cerro Gordo
Crawford – Dickinson – Emmet – Floyd – Franklin – Greene – Guthrie
Hamilton – Hancock – Humboldt – Kossuth – Lyon – Mitchell
Osceola – O’Brien – Palo Alto – Pocahontas – Sac – Sioux
Webster – Winnebago – Worth – Wright**

A Message from our CEO

The Elderbridge Agency on Aging mission is to advocate for and empower older adults, caregivers, and individuals with disabilities to pursue independent, healthy lives. Our objectives are to help lowans make informed decisions, easily access home and long-term living options, and facilitate services to help lowans remain in their homes as long as safely possible.



Shelly Sindt, CEO

A major challenge this past year was dealing with the lack of available funding to meet the needs of older persons as they live longer and desire to age at home. We realized that we needed to diversify our funding streams to adequately address this lack of funding. As a result, we implemented a number of measures including stressing the importance of personal financial participation, expanding our grant writing, and re-launching our fundraising efforts. Customers who are receiving expert information and access to services are being asked to “contribute toward the cost of the assistance received” to expand and extend services to those most in need. All services and supports provided by the Elderbridge Agency on Aging have a cost and value that recipients are encouraged to financially contribute toward if they are able to. Grants are being sought from funders to provide needed services such as emergency shelf stable meals, home repairs/modifications, housing assistance, and other needed goods or services. Fundraising activities are also being expanded to generate unrestricted funds to provide creative services not otherwise available and to make private pay services available on a sliding fee basis.

The Elderbridge vision to be the leader in providing information, access to services and resources, and individualized support to maintain health and independence has been my focus the past year. I have made visits to each of our 29 counties to share a congregational meal with our valued participants as well as visit with many of our community partners to provide education about Elderbridge and Elderbridge Alliance services. The Elderbridge team is committed to identifying potential collaborative efforts with partners to better serve our customers. Through ongoing outreach activities, Elderbridge staff will continue to build our presence throughout our entire service area. We are fortunate to have a stable and highly talented workforce. Employees of Elderbridge are dedicated to enhancing the lives of those we serve, assisting individuals to remain in their homes, and advocating on their behalf.

Our Board of Directors and Advisory Council members make sure we are providing supports and services based upon the needs of individuals throughout our 29 counties while also being fiscally responsible. And, most importantly, our tireless volunteers are key to our great success! Stay tuned for more opportunities throughout fiscal year 2019!

A Message from Board President

Elderbridge Agency on Aging's staff, volunteers, Board of Directors, and Advisory Council members share a vision. And that vision is to empower our older adults, caregivers, and adults with disabilities to pursue independent and healthy lives and continue to live in their home and community for as long as possible. We are dedicated to providing the support necessary to make this happen.



Paula Harms, Board President

Part of a national network, Elderbridge is one of six area agencies on aging in Iowa. We are proud of the services we deliver throughout our 29 counties in northwest and north central Iowa. Our LifeLong Links project provides valuable information and counseling to help our consumers plan for long-term independent living. In addition, we provide family caregiver supports, elder rights assistance, case management, and congregate and home-delivered meals.

Elderbridge partners with many community organizations who share our vision. As a result, we subcontract with a multitude of community providers to deliver additional services throughout our territory including homemaker, personal care, legal, respite, and transportation. All of these services play an extremely important role in helping our consumers remain living independently at home.

We appreciate your trust and take our responsibilities seriously. Our staff and volunteers believe in excellence and vow to serve the needs of older adults, caregivers, and adults with disabilities with respect and dignity.

Elderbridge Agency on Aging Board of Directors

Mary Jeann Batham, Treasurer - Garner
Jim Burns – Carroll (retired)
Lionel Foster, Vice President – Mason City
Paula Harms, President - Belmond
Mabel Mantel – Orange City
Tim Nichols - Carroll

Jan Olson – Humboldt
Michael Otto - Paullina
Larry Pedley – Sibley
Tracy Quinones - Hampton
Jan Sowers – Algona
Beth Will, Secretary - Spirit Lake

Ann Leonard, Advisory to the Board – Belmond

Services

LifeLong Links – LifeLong Links provides information and referral resources to older Iowans, individuals with disabilities, veterans and their caregivers as they begin to think about and plan for long-term independent living. Services include:

- ❖ Information, Assistance, and Referral (IR&A) offers current information on available resources and services that are available for older adults and caregivers.
- ❖ Options Counseling provides a person-centered, interactive planning process to help the consumer identify long-term support preferences and develop an individual action plan.
- ❖ Family Caregiver Support provides the family caregiver information and assistance, options counseling, emotional support, and information services.
- ❖ Elder Rights Program provides consultation and intervention to at-risk older adults.
- ❖ Case Management services help people over 60 remain independent in their own homes through coordination of services.

Nutrition Program – The Nutrition Program focuses on improving the health and well-being of older adults by providing hot, nutritious meals, nutrition education and counseling, and evidence-based health activities. Services include:

- ❖ Home Delivered Meals are provided to home bound seniors by a volunteer delivery person.
- ❖ Congregate Meals are provided in a congregate setting where diners can meet with friends and eat a healthy, well-balanced meal.
- ❖ Evidenced-based health activities include fall prevention programs such as Matter of Balance, Stepping On, and Tai Chi for Arthritis and an in-home medications review called HomeMeds.

Direct Client Services

The Life Long Links Program helps older adults and adults with disabilities maintain their independence at home or in the community of their choice through information and assistance, options counseling, family caregiving, case management, and elder rights services.

Life Long Links team members received more than 1,724 calls in fiscal year 2018. Team members include AIRS certified IR&A Specialists and Options Counselors who provide trusted and unbiased information and assistance on local services and resources for older adults, adults with disabilities, and their caregivers. In addition, Options Counselors provided 1,215 hours of service to 292 consumers needing information about available services and options counseling to consumers needing assistance in planning for long-term independent living.



Family Caregiving Program provided much-needed assistance to the family caregiver. In fiscal year 2018, Elderbridge received more than 354 calls from family caregivers, provided 50 counseling sessions, and delivered 5,468 hours of respite. A total of 198 caregivers received 817 hours of options counseling service.

Elder Rights The need for elder rights consultation and intervention services has steadily increased this past year. Approximately 1 in 10 older adults living at home experience some form of elder abuse, including physical and emotional abuse, exploitation, neglect, and abandonment. The Elder Rights program provided 59 hours of consultation to 21 consumers and 886 hours of assessment/intervention to 33 consumers.

Elderbridge continues involvement with Victims of Crime Act (VOCA) 3-year grant. The Elder Rights Program continues to work with community partners to raise the awareness of elder abuse through outreach activities and safety team meetings.

Case Management services were provided to 26 individuals totaling over 277 contact hours. The target population served by our case management services shifted this past year from Medicaid eligible to individuals not eligible for Medicaid, but in need of care coordination.

Healthy Aging Program Highlights

Through our network of subcontractors and meal sites, the nutrition program provided over 240,000 congregate and almost 200,000 home-delivered meals. In addition, 10,000 nutrition education sessions were provided. Through these efforts, we helped keep seniors in our service areas healthy and independent.

Elderbridge, once again, administrated the Senior Farmers Market Nutrition Program (SFMNP) in its service areas. Through the SFMNP, we were able to distribute checks (\$30 per participant) to over 2,400 low income, older consumers. The checks were used for the purchase of fresh, nutritious, fruits & vegetables at authorized local farmers markets. The program not only helps needy participants fill their pantries with healthy food choices, but it also helps local vegetable farmers and farm stands remain viable food sources in their communities.



Through the efforts of the Elderbridge dietitian, the Fresh Conversations program was implemented at an additional ten (10) sites in fiscal year 2018, bringing the total of participating congregate meal sites to 28. The program is a nutrition education and behavior modification program funded by USDA through the Iowa Department of Public Health. Approximately 300 older adults participated and received 2,400 units of service. Our goal next year is to implement Fresh Conversations at an additional five (5) meal sites

Evidence-based falls prevention programs were a big push for Elderbridge in fiscal year 2018. Elderbridge trainers and facilitators led 246 participants through multi-session workshops in Tai Chi for Arthritis, A Matter of Balance, or Stepping On classes.

FY'18 Unaudited Agency Revenue and Expenditures

INCOME

Funding Source	Amount	%
Older American Act Federal Grants Earned	\$2,483,735	35.18%
State of Iowa Grants Earned – Dept. on Aging	1,614,888	22.87%
Other Federal and State Grants Earned	321,857	4.56%
Program Income	1,139,846	16.14%
Subcontractor Match	319,768	4.53%
County Contributions	248,933	3.53%
Community Grants/Contributions	58,598	0.83%
Medicaid Payments	465,157	6.59%
Miscellaneous Income	39,117	0.55%
Non Cash	<u>368,209</u>	<u>5.22%</u>
TOTAL CASH INCOME	<u>\$7,060,108</u>	<u>100%</u>

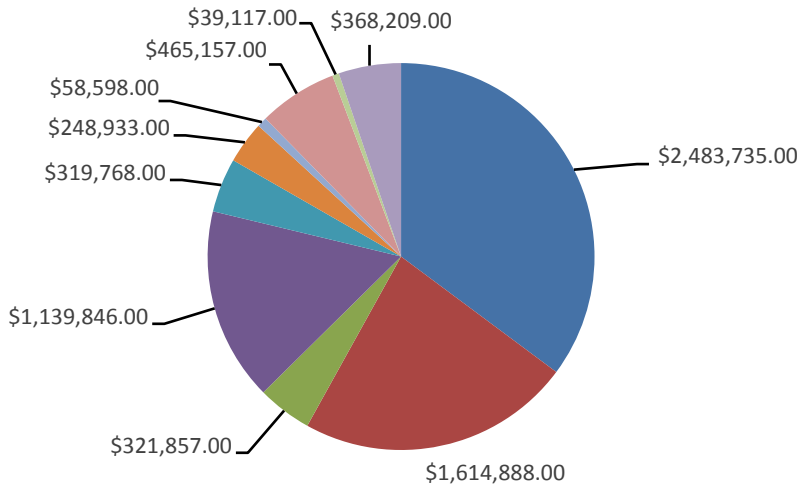
EXPENDITURES BY PROGRAM

	Amount	%
Healthy Aging		
Congregate Meals/Nutrition Education	\$1,904,863	27.23%
Home Delivered Meals	1,535,362	21.95%
Evidenced Based Health Activities	90,967	1.30%
HCBS Services		
Homemaker	287,104	4.10%
Transportation	232,310	3.32%
Personal Care	196,681	2.81%
Respite	121,151	1.73%
Health Promotion	68,407	0.98%
Chore	12,846	0.18%
Legal Assistance	48,196	0.69%
Mental Health Outreach	30,387	0.43%
Client Services Department		
Options Counseling	168,489	2.41%
Elder Rights Awareness & Prevention	108,363	1.55%
Information & Assistance	184,086	2.63%
Caregiver Options Counseling/Counseling	136,521	1.95%
Case Management	73,359	1.05%
Caregiver access Assistance	25,540	0.37%
Other Elderbridge Programs/Services		
Administration	499,797	7.15%
ADRC Under 60 Unmet Needs	58,407	0.83%
Material Aide	143,942	2.06%
Training & Education	49,294	0.70%
Caregiver Information Services	77,655	1.11%
Caregiver Supplemental Services	9,338	0.13%
Elderbridge Alliance Services	63,978	0.91%
Other Contracts		
Other State Contracts	359,387	5.14%

FY'18 Unaudited Agency Revenue and Expenditures

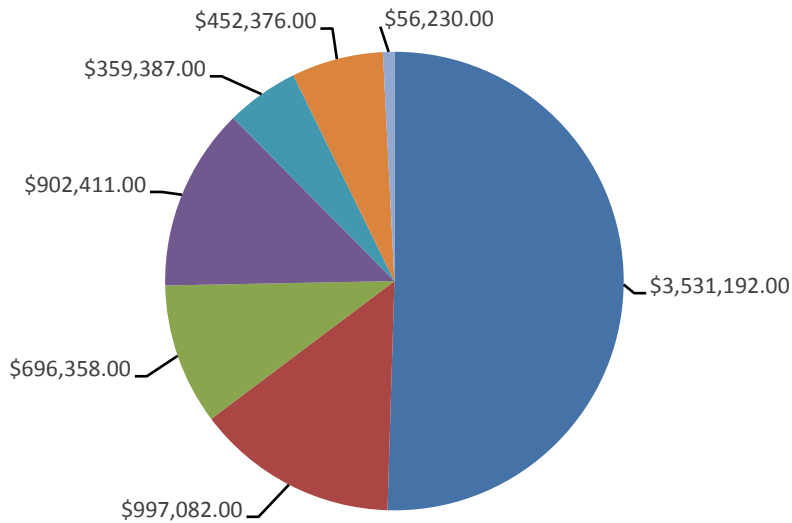
	<u>Amount</u>	<u>%</u>
Medicaid		
Case Management (phased out in FY'18)	287,376	4.11%
Nutrition	165,000	2.36%
Miscellaneous Expenses	28,740	0.41%
Non-Cash Expense not included above	<u>27,490</u>	<u>0.39%</u>
TOTAL EXPENDITURES	<u>\$6,995,036</u>	<u>100.00%</u>
<u>CONTINGENCY</u>	<u>\$ 69,072</u>	

FY18 Funding Sources



- Older American Act Federal Grants Earned
- State of Iowa Grants Earned - Dept on Aging
- Other Federal and State Grants Earned
- Program Income
- Subcontractor Match
- County Contributions
- Community Grants/Contributions
- Medicaid Payments
- Miscellaneous Income
- NonCash

FY18 Funding Uses by Department



- Healthy Aging Department
- HCBS Services
- Client Services Department
- Other Elderbridge Programs/Services
- Other State/Federal Contracts
- Medicaid
- Other

FY'18 HCBS Subcontractor Expense Report

SERVICE/SUBCONTRACTOR	FUNDS	MATCH	TOTAL EXPENSES	TOTAL UNITS OF SERVICE
EVIDENCED BASED HEALTH ACTIVITIES (Unit of service is 1 consumer per program):				
Calhoun Co. Department of Health	\$ 3,275	1,192	4,467	89
Hancock Count Health Systems	981	327	1,308	6
TOTAL EVIDENCE BASED HEALTH ACTIVITIES	\$ 4,256	\$ 1,519	\$ 5,775	95
HEALTH PROMOTION & DISEASE PREVENTION (Unit of service is 1 consumer contact):				
Avera @ Home	\$ 2,205	\$ 735	\$ 2,940	42
Cerro Gordo Dept. of Public Health	11,500	3,876	15,375	46
Floyd County Public Health/Home Health Care	2,000	671	2,671	18
Franklin County Public Health Agency	5,500	1,833	7,333	43
Greene County Medical Center, Public Health	2,500	860	3,360	22
Hamilton County Public Health Services	4,500	3,360	7,860	225
Humboldt County Public Health	1,463	590	2,054	52
Orange City Home Health & Hospice	1,820	995	2,815	26
Pocahontas County Health Department	4,000	2,048	6,048	63
St. Anthony's Home Health	2,088	696	2,785	9
Webster County Health Department	2,000	1,096	3,096	79
Wright County Department of Health	2,252	751	3,003	91
TOTAL HEALTH PROMOTION	\$41,829	\$17,509	\$ 59,338	716
HOMEMAKER (Unit of service is 1 hour):				
Audubon Co. Public Health Nursing Service	\$ 7,800	\$3,420	\$11,220	295
Avera @ Home	1,760	587	2,347	60
Buena Vista Co. Public Health & Home Care	5,322	1,774	7,097	187
Calhoun County Department of Health	5,170	1,723	6,893	190
Carroll Co. Home Care Aide Service	10,800	3,616	14,416	351
Cerro Gordo Dept. of Public Health	19,545	15,738	35,283	544
Crawford Co. Home Health Care Aide Service	10,117	3,373	13,490	351
Emmet Co. Public Health	6,545	2,512	9,057	189
Floyd County Public Health/Home Health Care	10,800	3,603	14,403	379
Franklin County Home Care Service	9,545	3,214	12,759	375
Greene County Medical Center, Public Health	6,545	2,183	8,728	269
Guthrie Co. Public Health Nursing	10,931	3,641	14,573	455
Hamilton County Public Health Services	3,600	1,200	4,800	129
Health Services of Lyon County	3,300	1,145	4,445	120
Humboldt County Public Health	7,045	2,348	9,393	307
Orange City Home Health & Hospice	2,583	1,671	4,254	92
Osceola Community Health Services	4,545	2,351	6,896	173
Pocahontas County Home Care Aide Agency	19,533	9,767	29,300	860
Sac County Health Services	3,538	1,180	4,718	135
St. Anthony's Home Health	2,000	733	2,733	54
Webster Co. Health Department	8,445	5,295	13,740	229
Winnebago Co. Public Health Nursing	7,655	2,552	10,207	323
Worth Co. Health Department	8,545	2,848	11,393	391
Wright Co. Department of Health	8,544	2,841	11,386	300
TOTAL HOMEMAKER	\$ 184,215	\$79,312	\$263,527	\$6,756

FY'18 HCBS Subcontractor Expense Report

SERVICE/SUBCONTRACTOR	FUNDS	MATCH	TOTAL EXPENSES	TOTAL UNITS OF SERVICE
LEGAL ASSISTANCE (Unit of service is 1 hour):				
Iowa Legal Aid	\$31,845	\$14,627	\$46,472	597
TOTAL LEGAL ASSISTANCE	\$31,845	\$14,627	\$46,472	597
MATERIAL AID (Unit of service is 1 consumer contact):				
Community Kitchen of North Iowa	\$20,000	\$30,448	\$50,448	14,463
Meals on Wheels – Mason City	5,098	2,576	7,674	1,022
Northwest Iowa RSVP	248	2,382	2,630	62
Rotary Club of Rock Valley	5,000	15,512	20,512	744
TOTAL MATERIAL AID	\$30,346	\$50,919	\$81,265	16,291
MATERIAL AID (Home Delivered Meals) (Unit of service is 1 meal):				
Hartley Community Memorial Health	\$ 931	\$ 20	\$ 951	2,915
George Evangelical Lutheran Good Samaritan	720	92	812	1,623
Hull Meals on Wheels	49	0	49	97
Palo Alto County Meals on Wheels	1,387	0	1,387	2,773
Voluntary Action Center of Iowa Great Lakes	1,760	0	1,760	3,585
TOTAL MATERIAL AID (Home Delivered Meals)	\$ 4,846	\$ 111	\$ 4,957	10,993
OUTREACH (Unit of service is 1 consumer contact):				
Behavioral Health Options	\$ 4,600	\$ 2,875	\$ 7,475	62
Seasons Center for Behavioral Health	10,995	3,656	14,610	487
TOTAL OUTREACH	\$15,555	\$ 6,531	\$22,085	549
PERSONAL CARE (Unit of service is 1 hour):				
Avera @ Home	\$ 1,747	\$ 582	\$ 2,329	52
Buena Vista County Public Health & Home Care	3,324	1,108	4,433	99
Calhoun County Department of Health	3,540	1,186	4,726	131
Carroll County Home Care Aide Service	10,000	3,367	13,366	308
Cerro Gordo Dept. of Public Health	12,580	6,594	19,174	280
Emmet County Public Health	6,290	2,121	8,411	175
Floyd County Public Health/Home Health Care	6,665	2,237	8,902	235
Franklin County Home Care Service	3,318	1,374	4,692	134
Greene County Medical Center, Public Health	3,540	1,237	4,777	106
Guthrie County Public Health Nursing	7,540	2,677	10,217	227
Hamilton County Public Health Services	5,128	1,709	6,837	184
Hancock County Public Health Services	1,515	1,354	2,869	64
Health Services of Lyon County	1,000	332	1,332	36
Humboldt County Public Health	6,232	2,091	8,323	352
Kossuth Regional Health Center	6,290	2,097	8,387	187
Mitchell County Home Health	7,040	2,348	9,388	209
Orange City Home Health & Hospice	5,015	2,552	7,567	180
Pocahontas County Home Care Aide Agency	2,539	1,269	3,808	112
Sac County Health Services	2,290	767	3,057	68
St. Anthony's Home Health	3,533	7,972	11,505	79
Webster Co. Health Department	9,750	3,368	13,118	225
Winnebago County Public Health Nursing	6,290	2,155	8,445	264
Worth County Health Department	6,665	2,222	8,887	286
Wright County Department of Health	3,316	1,105	4,421	98
TOTAL PERSONAL CARE	\$125,146	\$53,824	\$178,970	4,087

FY'18 HCBS Subcontractor Expense Report

SERVICE/SUBCONTRACTOR	FUNDS	MATCH	TOTAL EXPENSES	TOTAL UNITS OF SERVICE
RESPITE (Unit of service is 1 hour):				
Audubon Co. Public Health Nursing Service	\$ 705	\$ 235	\$ 941	25
Calvary United Methodist Church	1,000	334	1,334	214
Crawford Co. Home Health, Hospice & Public Health	1,560	520	2,080	70
Friendship Haven Adult Day Services	4,682	8,065	12,747	726
Hamilton County Public Health Services	6,000	4,347	10,347	200
Respite Angels	7,200	2,615	9,815	480
Rotary Club of Rock Valley Foundation	2,480	7,694	10,173	369
Salvation Army ADC	15,000	7,581	22,581	2,091
Worth County Health Department	29,813	9,938	39,750	1,325
TOTAL RESPITE	<u>\$68,439</u>	<u>\$41,329</u>	<u>\$109,768</u>	<u>5,499</u>
TRANSPORTATION (Unit of service is 1 one-way trip):				
Buena Vista County Public Health & Home Care	\$ 776	\$ 259	\$ 1,035	23
MIDAS Council of Governments	26,000	31,546	57,546	10,350
North Iowa Area Council of Governments	20,692	13,028	33,721	6,131
Northwest Iowa RSVP	7,000	9,403	16,403	500
Osceola Communities Express	3,000	1,788	4,788	1,243
Region XII Council of Governments	27,468	14,152	41,620	4,162
Regional Transit Authority - RIDES	35,000	29,849	64,849	8,106
TOTAL TRANSPORTATION	<u>\$119,937</u>	<u>\$100,025</u>	<u>\$219,962</u>	<u>30,515</u>

FY'18 Meal Site Subcontractors and Caterers Sites Utilizing Subcontractors

COUNTY	MEAL SITE	SUBCONTRACTOR	ACTUAL MEALS SERVED	CASH EXPENSES TO SUBCONT
AUDUBON	Audubon/Exira	Good Neighbor Council	14,890	\$84,866
CALHOUN	Manson	Manson Golden Eagles	9,678	\$51,200
	Rockwell City/Lake City	Rockwell City Mobile Meals	8,025	\$55,718
CARROLL	Carroll	Carroll Rotary Club	11,681	\$60,773
	Coon Rapids	Manna Inc.	4,019	\$27,713
	Manning	Manning Comm'n Service Inc	11,234	\$58,522
CRAWFORD	Denison	Sixty Plus Nutrition Project	15,241	\$59,790
CERRO GORDO	Clear Lake	Clear Lake Senior Citizens	9,357	\$44,952
	Mason City Sr. Center	Mason City Senior Center	13,547	\$72,112
	Ventura	Ventura Senior Citizens	2,434	\$32,068
DICKINSON	Spirit Lake	Lakes Area Senior Center	4,990	\$19,303
FLOYD	Charles City	Sr Citizens of Charles City Area	9,046	\$44,848
	Rockford	Sunset Generation	4,963	\$32,235
FRANKLIN	Hampton	Hampton Senior Citizens	13,120	\$71,843
GREENE	Jefferson	Elderserve Inc	24,135	\$103,599
GUTHRIE	Guthrie Center	Guthrie County Hospital	5,888	\$37,205
	Panora	Panora Congregate Meals	3,364	\$14,383
	Stuart	Tri-Center Association	10,644	\$67,164
HAMILTON	Stratford	Stratford Evangelical Lutheran Church	2,913	\$22,344
	Webster City	Webster City Congregate Meals	5,802	\$44,454
HANCOCK	Britt	Ventura Senior Citizens	3,604	\$47,485
	Kanawha	ABC Club	3,607	\$8,291
HUMBOLDT	Humboldt	Humboldt City Memorial Hospital	13,252	\$74,460

FY'18 Meal Site Subcontractors Continued


COUNTY	MEAL SITE	SUBCONTRACTOR	ACTUAL MEALS SERVED	CASH EXPENSES TO SUBCONT
KOSSUTH				
	Algona	Active Seniors of Algona	15,078	\$74,343
	Bancroft	St. John's Baptist Catholic Church	5,238	\$30,626
MITCHELL				
	Osage	Osage Senior Citizens	12,313	\$60,131
	Riceville	Over 60 Social Club	4,750	\$28,885
	St. Ansgar	Senior Saints of St. Ansgar	7,939	\$34,745
POCAHONTAS				
	Laurens	Laurens Senior Pioneers	10,848	\$57,790
	Pocahontas	Pocahontas Congregate Meals	8,034	\$52,932
SAC				
	Auburn	Sixty Plus Nutrition Project	2,543	\$11,559
	Sac City	Sixty Plus Nutrition Project	9,973	\$40,911
	Wall Lake	Sixty Plus Nutrition Project	7,390	\$69,081
	Lake View	Sixty Plus Nutrition Project	5,799	\$14,242
WEBSTER				
	Ft Dodge Deercreek	City of Fort Dodge/Senior Ctr	8,326	\$51,999
	Ft Dodge Sr Center	City of Fort Dodge	7,603	\$55,124
	Gowrie	City of Gowrie	12,302	\$59,754
WINNEBAGO				
	Buffalo Center	Bison Senior Citizens	6,451	\$29,770
	Forest City	Kum Along Citizens Club	8,422	\$44,730
	Lake Mills	Lake Mills Senior Citizens	5,473	\$33,413
WORTH				
	Manly	Manly Senior Citizens	6,954	\$50,362
	Northwood	Northwood MOW's Inc	8,846	\$50,612
WRIGHT				
	Belmond	Sencar Inc.	7,205	\$62,631
	Clarion	Iowa Specialty Hospitals	6,688	\$47,109
	Eagle Grove/Goldfield	Eagle Grove Concerned Inc	21,778	\$114,989

Meal Sites Utilizing Caterers

COUNTY	MEAL SITE	MEAL SITE CATERER	ACTUAL MEALS SERVED	CASH EXPENSES TO SUBCONT
BUENA VISTA				
	Alta	Red's Café & Catering	145	\$ 870
	Storm Lake	Red's Café & Catering	11,825	\$70,950
CLAY				
	Everly	Red's Café & Catering	837	\$ 5,022
	Spencer	Kim Buck Cuisine	11,737	\$60,446
	Spencer Sunset Apts.	Kim Buck Cuisine	7,961	\$40,999
DICKINSON				
	Lake Park	Red's Café & Catering	1,726	\$10,356
EMMET				
	Estherville	Kim Buck Cuisine	3,598	\$18,530
LYON				
	Rock Rapids	Kara Corporation	6,081	\$34,966
O'BRIEN				
	Primghar	Red's Café & Catering	3,759	\$22,554
	Sutherland	Red's Café & Catering	2,382	\$14,292
OSCEOLA				
	Ocheyedan	Kara Corporation	870	\$5,003
	Sibley	Kara Corporation	8,865	\$50,974
PALO ALTO				
	Emmetsburg	Kim Buck Cuisine	4,437	\$22,851
	Ruthven	Community Care Center	1,184	\$5,446
SIOUX				
	Hawarden	Kara Corporation	7,405	\$42,579
	Rock Valley	Kara Corporation	3,220	\$18,515

Elderbridge Alliance

Many government-funded programs have experienced cuts as state and federal administrations seek to trim their budgets. The majority of funding for Elderbridge Agency on Aging comes from those federal and state sources. To offset unstable federal and state funding, Elderbridge Agency on Aging decided to establish a supportive 501(c)(3) non-profit organization called Elderbridge Alliance that would be able to charge for services not offered through traditional Older Americans Act funding.



Elderbridge Alliance provides a line of services that we think are more responsive to the requests made to us from family members and caregivers. We launched the following services on July 1, 2017:

- ❖ Home Safety Assessment helps identify potential fall and safety hazards that can jeopardize the well-being and independence of the client.
- ❖ Healthcare Visit Companion accompanies individuals to medical appointments and assists with communication to the medical provider.
- ❖ Errand Buddy accompanies individuals on errands and non-medical appointments.
- ❖ HomeMeds is an in-home medication assessment program that uses specialized software to screen medications of individuals for potential harmful problems.
- ❖ Care Coordination will help individuals live safely at home by linking them to services needed through a person-centered action plan.
- ❖ Home Again provides support to individuals who return home from a hospital or nursing home facility.

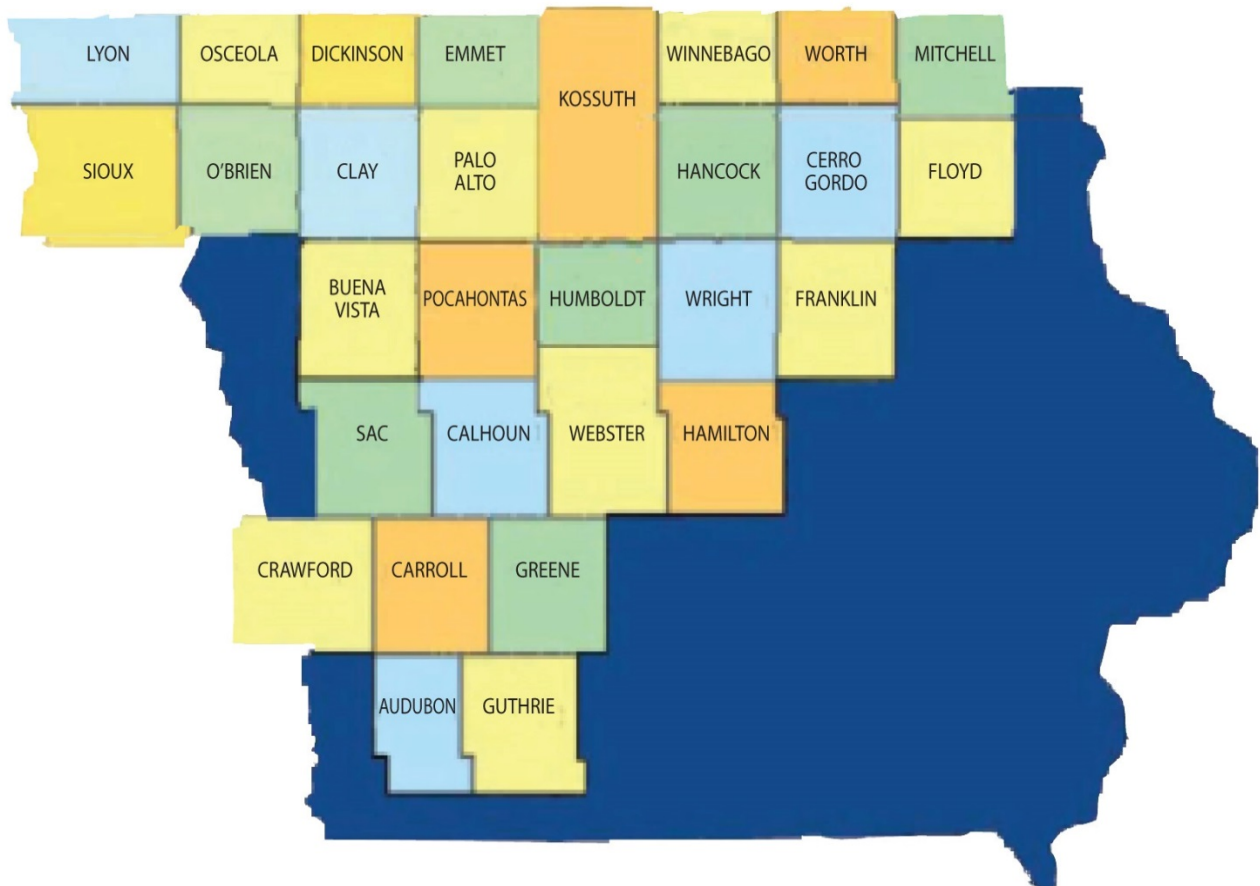


Elderbridge Alliance will consider all reasonable requests for services that are specific to an individual's situation. Elderbridge Agency on Aging will continue providing the same traditional services funded through the Older Americans Act, on a contribution basis. Elderbridge Alliance allows us to provide services on a fee-for-service basis, expanding our ability to serve the needs of our consumers.

It is our mission to advocate for and empower older adults, caregivers, and individuals with disabilities to pursue independent, healthy lives.

Elderbridge Agency on Aging is a private nonprofit organization that serves the needs of Iowans sixty (60) years and older and their families.

Founded in 1974 after the passage of the Older Americans Act, Elderbridge is one of six Iowa Area Agencies on Aging and is part of a national aging network designed to address the needs and concerns of adults with disabilities and older Iowans.



With offices in Mason City, Fort Dodge, Carroll, and Spencer, Elderbridge serves a 29-county area in Iowa.

Office Locations

Mason City
 22 N. Georgia, Suite 216
 Mason City, IA 50401
 (641)-424-0678
 800-243-0678

Fort Dodge
 308 Central Avenue
 Fort Dodge, IA 50501
 (515)-955-5244
 800-243-0678

Carroll
 603 N. West Street
 Carroll, IA 51401
 (712)-792-3512
 800-243-0678

Spencer
 714 10th Avenue East
 Spencer, IA 51301
 (712) 262-1775
 800-243-0678

www.elderbridge.org